

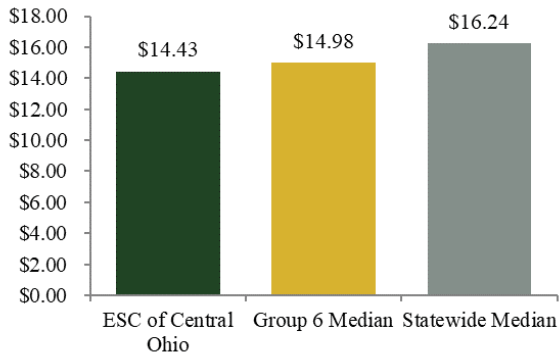
ESC of Central Ohio Profile

Operating Revenue:
\$109,742,587

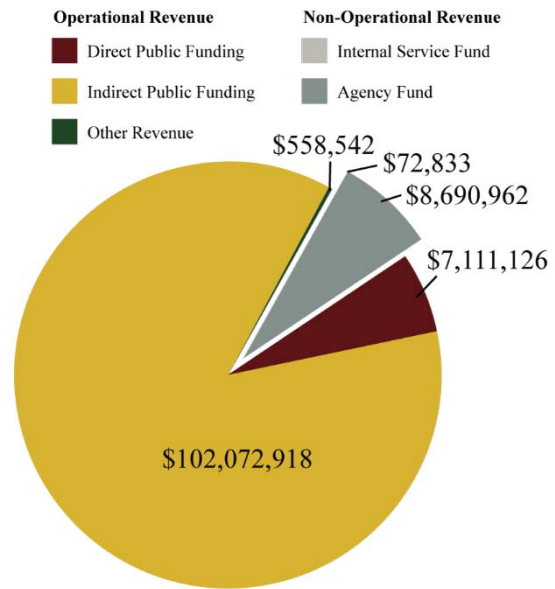
Expenditures:
\$109,248,395

FTEs:
394.80

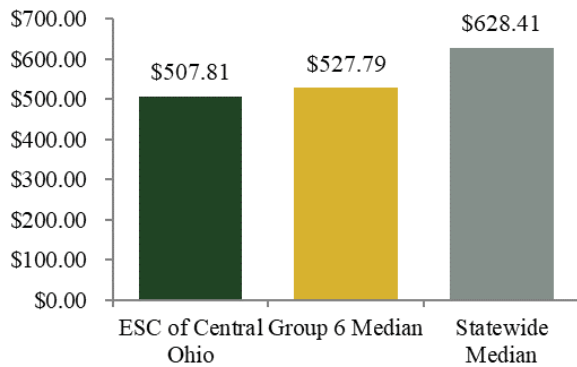
Revenue Generation Ratio



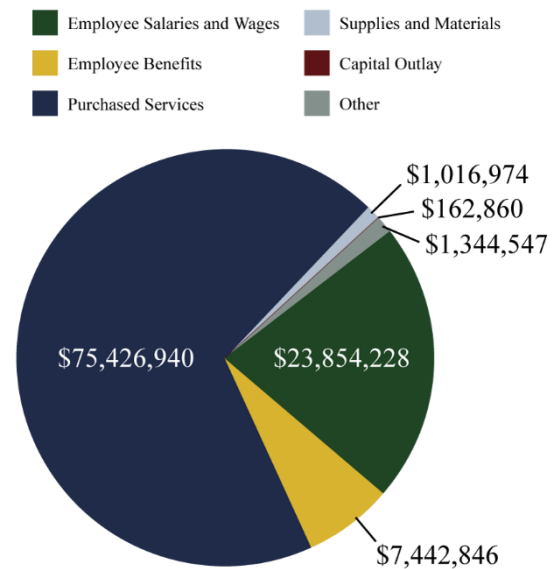
Total Revenue by Source



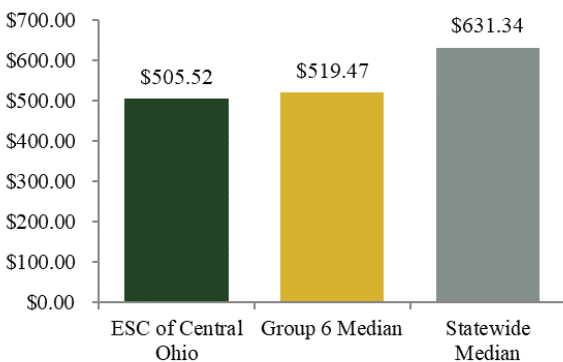
Operating Revenue per Student



Expenditures by Object



Expenditures per Student



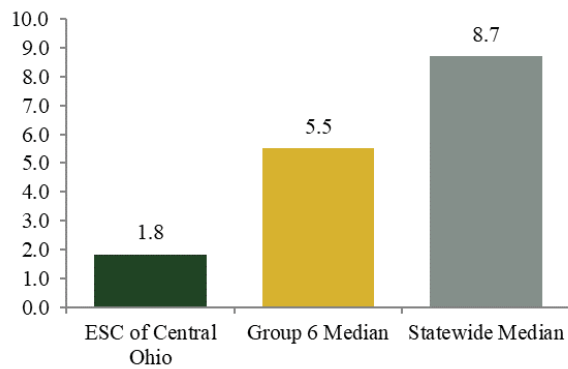
ESC of Central Ohio Profile (contd)

Operating Revenue:
\$109,742,587

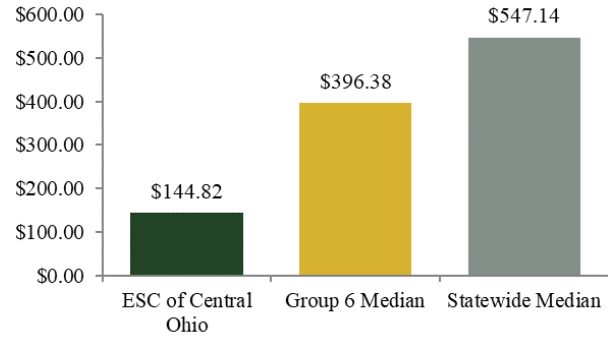
Expenditures:
\$109,248,395

FTEs:
394.80

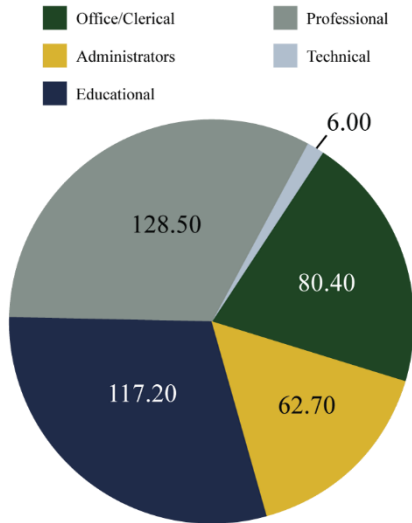
FTEs per 1,000 Students



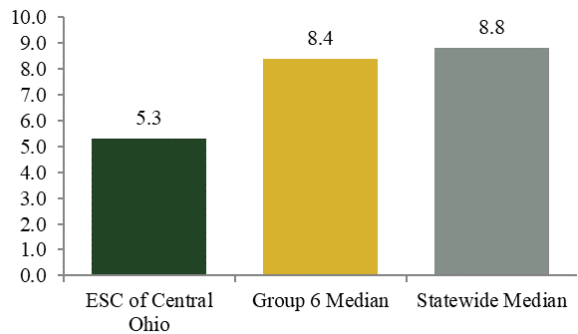
Personnel Cost per Student



FTEs by Category



Non-administrative Staff per Administrator



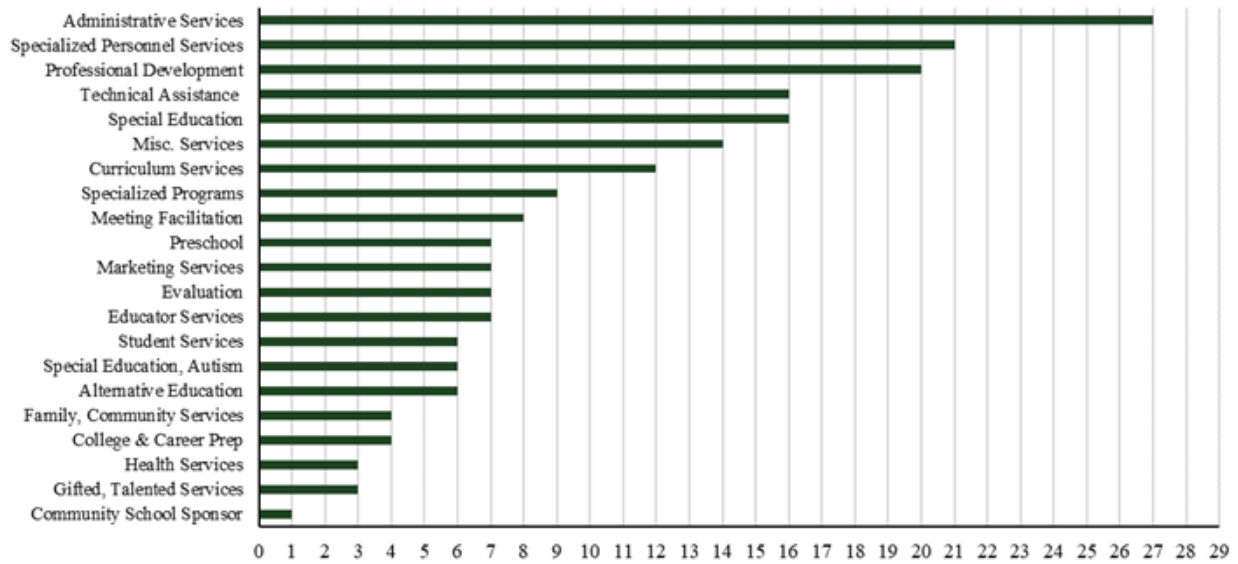
ESC of Central Ohio Profile (contd)

Operating Revenue:
\$109,742,587

Expenditures:
\$109,248,395

FTEs:
394.80

Services Offered by Category



ESC of Central Ohio Profile (contd)

Operating Revenue: \$109,742,587	Expenditures: \$109,248,395	FTEs: 394.80
---	--	-------------------------------

Member District Data

Member District Name	Student Enrollment	District Type
Bexley CSD	2,344	6
Big Walnut Local SD	3,464	5
Buckeye Valley LSD	2,100	3
Canal Winchester LSD	3,630	5
Chillicothe CSD	2,710	4
Columbus CSD	50,063	8
Delaware CSD	5,451	5
Dublin CSD	15,146	6
Fairbanks LSD	1,074	3
Gahanna-Jefferson CSD	7,516	6
Grandview Heights CSD	1,064	6
Groveport Madison	5,679	7
Hamilton LSD	3,117	4
Hilliard CSD	15,632	6
Licking Heights LSD	4,144	5
Marysville EVSD	4,958	5
New Albany Plain LSD	4,680	6
Northridge LSD	1,158	3
Olentangy LSD	19,716	6
Reynoldsburg CSD	6,771	5
South-Western CSD	22,222	7
Upper Arlington CSD	5,707	6
Westerville CSD	14,534	6
Whitehall CSD	3,400	7
Worthington CSD	9,829	6